

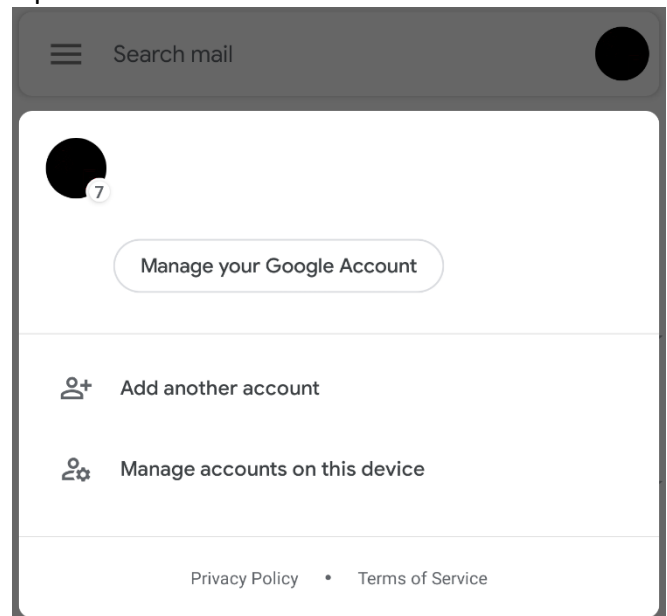
Gmail is included on Android devices and is available in the Google Play app store.  
Gmail for iOS is not supported.

1. Open the Gmail app.

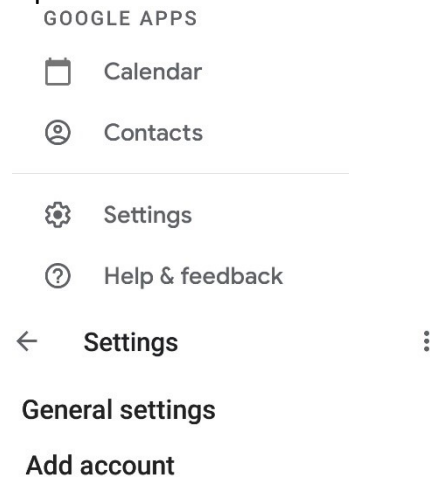


2. Option 1:
  - Tap top-right profile picture
  - Add another accountOption 2:
  - Tap top-left menu
  - Scroll down to Settings
  - Add account

## Option 1:











## Option 2:





# MachLink mail setup for Gmail

<p>3. Set up email select Other.</p>	 <h2>Set up email</h2> <hr/> <p> Google</p> <hr/> <p> Outlook, Hotmail, and Live</p> <hr/> <p> Yahoo</p> <hr/> <p> Exchange and Office 365</p> <hr/> <p> Other</p>
<p>4. Add your email address type your MachLink email address, then select NEXT.</p>	 <h2>Add your email address</h2> <div data-bbox="829 1115 1286 1209"><p>Enter your email example@machlink.com</p></div> <p><a href="#">MANUAL SETUP</a> <a href="#">NEXT</a></p>
<p>5. What type of account is this?  Personal (IMAP)</p>	 <h2>example@machlink.com</h2> <p>What type of account is this?</p> <hr/> <p>Personal (POP3)</p> <hr/> <p>Personal (IMAP)</p> <hr/> <p>Exchange</p>



# MachLink mail setup for Gmail

6. Type your MachLink email password.



example@machlink.com

Password

.....



NEXT

7. Incoming server settings

Username: first part of MachLink email address before @machlink.com

Password: MachLink email password

Server: mra.machlink.com



## Incoming server settings

Username

example

Password

.....



Server

mra.machlink.com

8. Email security not guaranteed  
EDIT SETTINGS

9. Security type: None



## Incoming server settings

### Email security not guaranteed

There was a problem setting up security for this account. The highest security available may not be supported. [Learn more](#)

CANCEL EDIT SETTINGS

## Incoming server settings

Try updating port and/or security type to add this account.

Username  
example

Password

.....



Server  
mra.machlink.com

Port  
143

Security type

None

Email security not guaranteed



# MachLink mail setup for Gmail

## 10. Outgoing server settings

Require signin: On

Username: first part of MachLink email address before @machlink.com

Password: MachLink email password

SMTP server: mail.machlink.com



## Outgoing server settings

Require signin

Username  
example

Password  
.....

SMTP server  
mail.machlink.com

## 11. Email security not guaranteed EDIT SETTINGS

12. Security type: None

## Outgoing server settings

Try updating port and/or security type to add this account.

Require signin

Username  
example

Password  
.....

SMTP server  
mail.machlink.com

Port  
587

Security type

None

Email security not guaranteed



## Outgoing server settings

### Email security not guaranteed

There was a problem setting up security for this account. The highest security available may not be supported. [Learn more](#)

CANCEL EDIT SETTINGS



# MachLink mail setup for Gmail

13. Optional: turn off notifications



## Account options

Sync frequency:

Every 15 minutes ▾

- Notify me when email arrives
- Sync email for this account
- Automatically download attachments when connected to Wi-Fi

14. Final step - add your first and last name.

Your MachLink email account is now set up in the Gmail app.



## Your account is set up and email is on its way!

Account name (optional)  
example@machlink.com

Your name  
First Last

Displayed on sent messages